

IPEDS 2021-22 Data Collection System

IPEDS HELP DESK (877) 225-2568 | ipedshelp@rti.org

OMB NO. 1850-0582 v.29 : Approval Expires 8/31/2022

User ID: P2379321

Student Financial Aid 2021-22

Institution: West Liberty University (237932)

User ID: P2379321

Overview

IPEDS Student Financial Aid Component Overview - Public Academic Reporters

Welcome to the Student Financial Aid (SFA) component. The purpose of the SFA component is to collect information about financial aid provided to various groups of undergraduate students and military/veteran educational benefits for all students at your institution.

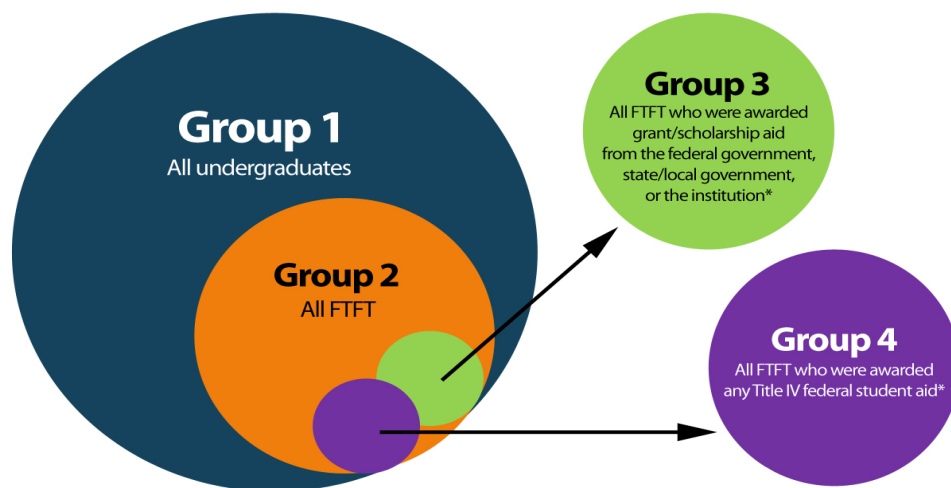
Data Reporting Reminders:

- Report data to accurately reflect the time period corresponding with the IPEDS survey component, even if such reporting is seemingly inconsistent with prior-year reporting. For example, if a summer term began later than usual due to Coronavirus Pandemic postponements, continue to report using the timeframes as defined in the IPEDS instructions. NCES expects that some data reported during the 2021-22 data collection year will vary from established prior trends due to the impacts of Coronavirus Pandemic. If an error edit is triggered even when submitting accurate data, please indicate in the corresponding context box or verbally to the Help Desk that the seemingly inconsistent data are accurate and reflect the effects of Coronavirus Pandemic.

- Undergraduate Student Groups

You will be asked to report information for different groups of students.

- Group 1: All undergraduate students
- Group 2: Of Group 1, full-time, first-time degree/certificate-seeking students (FTFT)
- Group 3: Of Group 2, FTFT students who paid the in-state/in-district tuition rate and were awarded any grant/scholarship aid from the federal government, state/local government, or the institution
- Group 4: Of Group 2, FTFT students who paid the in-state/in-district tuition rate and were awarded any Title IV federal student aid



*For public institutions, include only those students paying the in-state or in-district tuition rate. For program reporters, include only those students enrolled in the institution's largest program.

- COA Revisions

Revisions to Cost of Attendance (COA) used to calculate the net price of attendance can be made in this component.

Consult the instructions and screens to make sure you are reporting the correct aid amounts for the correct groups of students.

- College Affordability and Transparency Lists

Net price amounts calculated in SFA will be used to populate the U.S. Department of Education's College Affordability and Transparency lists.

- Interactive Edits and Error Messages

SFA contains interactive edits that will check for blank fields, invalid values, or values that fall outside expected ranges. Some error messages will require you to confirm or explain the values that you entered. Some error messages are fatal and will require you to contact the IPEDS Help Desk at (877) 225-2568 for resolution.

- Context Boxes

You will find optional text boxes throughout SFA. Context boxes allow you to provide more information about the data you enter. Some of these context boxes may be made available to the public on College Navigator, so make sure that the information you enter can be understood easily by students, parents, and the general public.

Changes to reporting for 2021-22:

There is a new FAQ about reporting financial aid awards for students who attend in the summer.

Resources:

- To download the survey materials for this component: [Survey Materials](#)
- To access your prior year data submission for this component: [Reported Data](#)

If you have questions about completing this survey, please contact the IPEDS Help Desk at 1-877-225-2568.

Institution: West Liberty University (237932)


User ID: P2379321

Section 1: Part A

Part A - Establish Your Groups

Reporting Reminders:

- Part A establishes the number of students in various groups. Note that the numbers on this screen will be carried forward to other parts of the Student Financial Aid component.
- In the fields below, report the number of students in each of the following groups.

		 Fall 2020	YOUR PRIOR YEAR DATA
			Fall 2019
01	Group 1 All <u>undergraduate</u> students	<input type="text" value="2,150"/>	2,188
02	Group 2 Of those in Group 1, those who are <u>full-time</u> , <u>first-time</u> degree/certificate-seeking	<input checked="" type="checkbox"/> <input type="text" value="385"/>	449
02a	Of those in Group 2, those who were awarded any <u>Federal Work Study</u> , <u>loans to students</u> , or grant or scholarship aid from the federal government, state/local government, the institution, or other sources known to the institution	<input type="text" value="374"/>	424
02b	Of those in Group 2, those who were awarded any <u>loans to students</u> or grant or scholarship aid from the federal government, state/local government, or the institution	<input type="text" value="365"/>	415
03	Group 3 Of those in Group 2, those who paid the in-state or in-district tuition rate and who were awarded grant or scholarship aid from the federal government, state/local government, or the institution	<input type="text" value="181"/>	223
04	Group 4 Of those in Group 2, those who paid the in-state or in-district tuition rate and who were awarded any <u>Title IV federal student aid</u>	<input type="text" value="167"/>	216

Institution: West Liberty University (237932)

User ID: P2379321

Section 1: Part B

Part B - Enter Information About Group 1

Reporting Reminders:

- Group 1 students are **ALL undergraduate** students (including first-time students) enrolled in Fall 2020.
- For this part, report:

For These Students	The Following Type(s) of Aid	Awarded in This Period
<ul style="list-style-type: none"> All undergraduate students enrolled in Fall 2020 	<ul style="list-style-type: none"> Grant or scholarship aid from: <ul style="list-style-type: none"> federal government state/local government the institution other sources known to the institution Loans to students from: <ul style="list-style-type: none"> the federal government 	<ul style="list-style-type: none"> Any time during academic year 2020-21

- In the fields below, report the number of Group 1 students and the total amount of aid awarded to these students for each type of aid.

Information from Part A	Fall 2020
Group 1: All undergraduate students (This number is carried forward from Part A, Line 01.)	2,150

Aid Type		2020-21			
		Number of Group 1 students who were awarded aid	Percentage of Group 1 students who were awarded aid	Total amount of aid awarded to Group 1 students	Average amount of aid awarded to Group 1 students
01	Grant or scholarship aid from the federal government, state/local government, the institution, and other sources known to the institution (Do NOT include federal student loans)	1,476	69	13,319,917	9,024
	02 <u>Pell Grants</u>	702	33	3,232,477	4,605
03	Federal student loans	1,094	51	9,673,274	8,842



You may use the box below to provide additional context for the data you have reported above. Context notes will be posted on the College Navigator website. Therefore, you should write all context notes using proper grammar (e.g., complete sentences with punctuation) and common language that can be easily understood by students and parents (e.g., spell out acronyms).

Non-applicable



Institution: West Liberty University (237932)

User ID: P2379321

Section 1: Part C, Page 1

Part C, Page 1 - Enter Information about Group 2

Reporting Reminders:

- Group 2 students are all full-time, first-time degree/certificate-seeking undergraduate students enrolled in Fall 2020.
- In the fields below, report the number of Group 2 students paying in-district, in-state, and out-of-state tuition rates. If your institution does not offer different rates, report all students as paying in-state tuition rates.

Information from Part A	Fall 2020
Group 2: Full-time, first-time degree/certificate-seeking undergraduates (This number is carried forward from Part A, Line 02)	385

Group 2 students:			YOUR PRIOR YEAR DATA	
			Fall 2020	
			Number of Group 2 students	Percentage of Group 2 students
01	01a	<u>paying in-district tuition rates</u>	0	0
	01b	<u>paying in-state tuition rates</u>	218	57
	01c	<u>paying out-of-state tuition rates</u>	160	42
	01d	Unknown (calculated value) This value is calculated using the following formula: [A02-(C01a+C01b+C01c)]	7	2

Institution: West Liberty University (237932)

User ID: P2379321

Section 1: Part C, Page 2

Part C, Page 2 - Enter Information about Group 2

Reporting Reminders:

- Part C includes financial aid information about Group 2. Group 2 students are all full-time, first-time degree/certificate-seeking undergraduate students enrolled in Fall 2020.
- For this part, report:

For These Students	The Following Type(s) of Aid	Awarded in This Period
<ul style="list-style-type: none"> Full-time, first-time degree/certificate-seeking undergraduate students enrolled in Fall 2020 	<ul style="list-style-type: none"> Grant or scholarship aid from: <ul style="list-style-type: none"> federal government state/local government the institution Loans to students from: <ul style="list-style-type: none"> the federal government other sources, including private or other loans Do not include: <ul style="list-style-type: none"> grant or scholarship aid from private or other sources PLUS loans or loans made to anyone other than the student 	<ul style="list-style-type: none"> Any time during academic year 2020-21 For program reporters, this is the aid year period from July 1, 2020 through June 30, 2021.


- In the fields below, report the number of Group 2 students and the total amount of aid awarded to these students for each type of aid. Enter unduplicated student counts within a category (e.g., Pell Grants). However, a student can appear in more than one aid category.

Information from Part A	Fall 2020
Group 2: Full-time, first-time degree/certificate-seeking undergraduates (This number is carried forward from Part A, Line 02)	385
Group 2a: (This number is carried forward from Part A, Line 02a) <ul style="list-style-type: none"> Of those in Group 2, those who were awarded: <ul style="list-style-type: none"> Federal Work Study Loans to students Grant or scholarship aid from the federal government, state/local government, or the institution Other sources known to the institution 	374

Group 2b (This number is carried forward from Part A, Line 02b) <ul style="list-style-type: none"> Of those in Group 2, those who were awarded: <ul style="list-style-type: none"> Loans to students Grant or scholarship aid from the federal government, state/local government, or the institution 	365
Group 3 (This number is carried forward from Part A, Line 03) <ul style="list-style-type: none"> Of those in Group 2, those who Paid the in-state or in-district tuition rate and were awarded: <ul style="list-style-type: none"> Grant or scholarship aid from the federal government, state/local government, or the institution 	181

Aid Type						YOUR PRIOR YEAR DATA
		Fall 2020				Fall 2019
		Number of Group 2 students who were awarded aid	Percentage of Group 2 students who were awarded aid	Total amount of aid awarded to Group 2 students	Average amount of aid awarded to Group 2 students	Average amount of aid awarded to Group 2 students
01	Grants or scholarships from the federal government, state/local government, or the institution	<input type="text" value="327"/>	85	1,840,362	5,628	5,293
02	<u>Federal grants</u>	<input type="text" value="165"/>	43	840,447	5,094	4,793
02a	<u>Pell Grants</u>	<input type="text" value="163"/>	42	<input type="text" value="735,706"/>	4,514	4,494
02b	<u>Other federal grants</u>	<input type="text" value="37"/>	10	<input type="text" value="104,741"/>	<input checked="" type="checkbox"/> 2,831	1,546
03	<u>State/local government grants or scholarships</u> (includes <u>fellowships</u> /tuition waivers/exemptions)	<input type="text" value="129"/>	34	<input type="text" value="317,949"/>	<input checked="" type="checkbox"/> 2,465	1,685
04	<u>Institutional grants or scholarships</u> (includes <u>fellowships</u> /tuition waivers/exemptions)	<input type="text" value="117"/>	30	<input type="text" value="681,966"/>	<input checked="" type="checkbox"/> 5,829	4,703
05	<u>Loans to students</u>	<input type="text" value="253"/>	66	2,453,927	<input checked="" type="checkbox"/> 9,699	10,587
05a	Federal loans	<input type="text" value="245"/>	64	<input type="text" value="1,899,089"/>	7,751	8,376

05b	Other loans (including private loans)	<div>48</div>	12	<div>554,838</div>	<input checked="" type="checkbox"/> 11,559	12,593
-----	---------------------------------------	---------------	----	--------------------	--	--------

 You may use the box below to provide additional context for the data you have reported above. Context notes will be posted on the College Navigator website. Therefore, you should write all context notes using proper grammar (e.g., complete sentences with punctuation) and common language that can be easily understood by students and parents (e.g., spell out acronyms).

Non-applicable

Institution: West Liberty University (237932)

User ID: P2379321

Section 1: Comparison Chart

Comparison Chart

Reporting Reminders:

- Based on the information reported on the previous screens for Group 1 (all undergraduates) and Group 2 (full-time, first-time degree/certificate-seeking undergraduates), this comparison chart seeks to help institutions check their reported data. Assuming that the information on Groups 1 and 2 is correct, then the calculated fields for 'All Other Undergraduates' should be the balance (Group 1 minus Group 2). If the balance does not check with your institution's calculations, please correct your reported numbers for Groups 1 and 2 before moving forward with the completion of the SFA survey component.

Note:

- Data for the 'All Other Undergraduates' will appear in the IPEDS Data Center for data users, but not in College Navigator.

		Number of students	Pell grants	Federal Student Loans
01	Group 1 (all undergraduates)	2,150		
02	Number of students who were awarded aid		702	1,094
03	Percentage who were awarded aid		33	51
04	Total amount of aid awarded		3,232,477	9,673,274
05	Average amount of aid awarded		4,605	8,842
06	Group 2 (Full-time, first-time undergraduates)	385		
07	Number of students who were awarded aid		163	245
08	Percentage who were awarded aid		42	64
09	Total amount of aid awarded		735,706	1,899,089
10	Average amount of aid awarded		4,514	7,751
11	All other undergraduates (Line 01 - Line 06)	1,765		
12	Number of students who were awarded aid (Line 02 - Line 07)		539	849
13	Percentage who were awarded aid (Line 12 / Line 11)		31	48

14	Total amount of aid awarded (Line 04 - Line 09)		2,496,771	7,774,185
15	Average amount of aid awarded (Line 14 / Line 12)		4,632	9,157

Institution: West Liberty University (237932)


User ID: P2379321

Section 1: Cost of Attendance

Cost of attendance for full-time, first-time undergraduate students

Reporting Reminders:

- Please enter the amounts requested below. These data will be made available to the public on College Navigator. If your institution participates in any Title IV programs (Pell, Stafford, etc.), you must complete all information.
- Estimates of expenses for books and supplies, room and board, and other expenses are those from the **Cost of Attendance report** used by the financial aid office in determining financial need. Please talk to your financial aid office to get these numbers to ensure that you are reporting correctly.
- These numbers are carried forward from Institutional Characteristics and should only be changed if an error was made in the reporting.

Charges for full academic year	2018-19	2019-20	2020-21
Published <u>tuition</u> and <u>required fees</u> :			
<u>In-district</u>			
Tuition	7,680	7,990	8,150
Required fees	0	0	0
Tuition + fees total	7,680	7,990	8,150
<u>In-state</u>			
Tuition	7,680	7,990	8,150
Required fees	0	0	0
Tuition + fees total	7,680	7,990	8,150
<u>Out-of-state</u>			
Tuition	15,620	15,930	16,090
Required fees	0	0	0
Tuition + fees total	15,620	15,930	16,090
 <u>Books and supplies</u>	1,645	1,645	1,645

On-campus:

<u>Room and board</u>	9,406	9,614	9,806
<u>Other expenses</u>	4,571	4,035	4,064
Room and board and other expenses	13,977	13,649	13,870

Off-campus (not with family):

<u>Room and board</u>	6,990	7,095	7,236
<u>Other expenses</u>	4,571	4,640	4,669
Room and board and other expenses	11,561	11,735	11,905

i Off-campus (with family):

<u>Other expenses</u>	4,006	4,067	4,085
-----------------------	-------	-------	-------

Institution: West Liberty University (237932)

User ID: P2379321

Section 1: Part D

Part D - Enter Information about Group 3

Reporting Reminders:

- Group 3 students are all full-time, first-time degree/certificate-seeking undergraduate students enrolled in Fall 2020 who paid the in-state or in-district tuition rate and who were awarded grant or scholarship aid from the following sources: the federal government, state/local government, or the institution. The information you report in this part will be used in Part F to calculate average institutional net price.
- For this part, report:

For These Students	The Following Type(s) of Aid	Awarded in This Period
<ul style="list-style-type: none"> Full-time, first-time degree/certificate-seeking undergraduate students enrolled in Fall 2020 who paid the in-state or in-district tuition rate and who were awarded grant or scholarship aid from the following sources: the federal government, state/local government, or the institution Do not include students who were awarded only grant or scholarship aid from private or other sources, or students who were awarded only non-grant aid 	<ul style="list-style-type: none"> Grant or scholarship aid from: <ul style="list-style-type: none"> federal government state/local government the institution Do not include grant or scholarship aid from private or other sources 	<ul style="list-style-type: none"> Any time during academic year 2020-21

- In the fields below, report the number of Group 3 students with each type of living arrangement and the total amount of grant or scholarship aid from the federal government, state/local government, or the institution awarded to these students.

Information from Part A:		YOUR PRIOR YEAR DATA 2018-2019	YOUR PRIOR YEAR DATA 2019-2020	2020-2021
Group 3 Full-time, first-time degree/certificate-seeking undergraduate students who paid the in-state or in-district tuition rate and who were awarded grant or scholarship aid from the following sources: the federal government, state/local government, or the institution (This number is carried forward from Part A, Line 03)		246	223	181
01	Report the number of Group 3 students with the following living arrangements:	YOUR PRIOR YEAR DATA	YOUR PRIOR YEAR DATA	
		2018-19	2019-20	2020-21
01a	<u>On-campus</u>	203	190	163

01b	<u>Off-campus (with family).</u>	29	<input checked="" type="checkbox"/>	20	12
01c	<u>Off-campus (not with family).</u>	14		13	5
01d	Unknown (calculated) This value is calculated using the following formula: [A03-(D01a+D01b+D01c)]	0		0	1
02	Report the total amount of grant or scholarship aid from the federal government, state/local government, or the institution awarded to Group 3 students	1,970,223		1,895,811	1,455,838
03	Average grant or scholarship aid from the federal government, state/local government, or the institution awarded to Group 3 students (calculated value). This value is calculated using the following formula: [D02/A03]	8,009		8,501	8,043



The notes below provide context for the data you've reported above and **may** be posted on the College Navigator website.

Choose one option that best explains your data or choose "Non-applicable" if you do not wish to provide context notes. If none of the options provided explain your institution's data, then choose "Other" and write your own context notes. Therefore, you should write all context notes using proper grammar (e.g., complete sentences with punctuation) and common language that can be easily understood by students and parents (e.g., spell out acronyms).

Non-applicable



Institution: West Liberty University (237932)

User ID: P2379321

Section 1: Part E

Part E – Enter Information about Group 4

Reporting Reminders:

- Part E includes financial aid information about Group 4. undergraduate students enrolled in Fall 2020 who paid the in-state or in-district tuition rate and who were awarded any Title IV federal student aid, including federal grants or federal student loans. The information you report in this part will be used in Part G to calculate average institutional net price by income level.
- For this part, report:

For These Students	The Following Type(s) of Aid	Awarded in This Period
<ul style="list-style-type: none"> Full-time, first-time degree/certificate-seeking undergraduate students enrolled in Fall 2020 who paid the in-state or in-district tuition rate and who were awarded any Title IV federal student aid 	<ul style="list-style-type: none"> Grant or scholarship aid from: <ul style="list-style-type: none"> federal government state/local government the institution Do not include: <ul style="list-style-type: none"> grant or scholarship aid from private or other sources loan amounts Federal Work Study amounts 	<ul style="list-style-type: none"> Any time during academic year 2020-21

- In the fields below, report the number of Group 4 students with each type of living arrangement and the total amount of grant or scholarship aid from the federal government, state/local government, or the institution awarded to these students by income level.

Information from Part A:		2018-19	2019-20	2020-21
Group 4 Full-time, first-time degree/certificate-seeking undergraduate students who paid the in-state or in-district tuition rate and who were awarded any Title IV federal student aid (This number is carried forward from Part A, Line 04)		213	216	167
01	Report the number of Group 4 students with the following living arrangements:	YOUR PRIOR YEAR DATA	YOUR PRIOR YEAR DATA	
		2018-19	2019-20	2020-21
01a	<u>On-campus</u>	178	184	148
01b	<u>Off-campus (with family).</u>	23	18	14

01c	<u>Off-campus (not with family).</u>	12	14	5
01d	Unknown (calculated) This value is calculated using the formula: [A04-(E01a+E01b+E01c)]	0	0	0

			Number of students who were awarded any Title IV aid (Group 4)	Of those in Column 1, the number who were awarded any grant or scholarship aid from the following sources: the federal government, state/local government, or the institution	Of those in Column 1, the total amount of grant or scholarship aid awarded from the following sources: the federal government, state/local government, or the institution	i Average amount of federal, state/local, and institutional grant or scholarship aid awarded to Group 4 students
2018-19						
			Col. 1	Col. 2	Col. 3	Col. 4
02	Income level					
	02a	\$0-30,000	73	73	735,193	10,071
	02b	\$30,001-48,000	39	39	386,942	9,922
	02c	\$48,001-75,000	40	37	332,598	8,315
	02d	\$75,001-110,000	38	31	237,422	6,248
	02e	\$110,001 and more	23	12	74,950	3,259
	02f	Total all income levels	213	192	1,767,105	8,296

2019-20						
			Col. 1	Col. 2	Col. 3	Col. 4
03	Income level					
	03a	\$0-30,000	74	74	742,587	10,035
	03b	\$30,001-48,000	33	33	250,253	<input checked="" type="checkbox"/> 7,583
	03c	\$48,001-75,000	30	28	253,602	8,453

03d	\$75,001-110,000	43	31	222,291	5,170
03e	\$110,001 and more	36	21	140,432	3,901
03f	Total all income levels	216	187	1,609,165	7,450

2020-21					
		Col. 1	Col. 2	Col. 3	Col. 4
04	Income level				
04a	\$0-30,000	46	46	493,788	10,735
04b	\$30,001-48,000	25	25	198,960	7,958
04c	\$48,001-75,000	42	41	297,871	7,092
04d	\$75,001-110,000	32	20	178,650	5,583
04e	\$110,001 and more	22	13	93,407	4,246
04f	Total all income levels	167	145	1,262,676	7,561



The notes below provide context for the data you've reported above and **may** be posted on the College Navigator website.

Choose one option that best explains your data or choose "Non-applicable" if you do not wish to provide context notes. If none of the options provided explain your institution's data, then choose "Other" and write your own context notes. Therefore, you should write all context notes using proper grammar (e.g., complete sentences with punctuation) and common language that can be easily understood by students and parents (e.g., spell out acronyms).

Non-applicable



Institution: West Liberty University (237932)

User ID: P2379321

Section 1: Part F


Part F – Net Price Calculation for Group 3

Note:

- The following net price calculation is based on information that your institution reported in the Institutional Characteristics component and the Student Financial Aid component. For more information about the data your institution reported in the Institutional Characteristics component, please contact your institution's IPEDS Keyholder.

Components of cost of attendance			YOUR PRIOR YEAR DATA	YOUR PRIOR YEAR DATA	2020-21
			2018-19	2019-20	
01	Published <u>tuition</u> and <u>required fees</u> (lower of in-district or in-state)		7,680	7,990	8,150
02	<u>Books and supplies</u>		1,645	1,645	1,645
03	<u>Room and board</u> and <u>other expenses</u> by living arrangement				
	03a	<u>On-campus</u>	13,977	13,649	13,870
	03b	<u>Off-campus (with family).</u>	4,006	4,067	4,085
	03c	<u>Off-campus (not with family).</u>	11,561	11,735	11,905
04	Number of Group 3 students by living arrangement				
	04a	<u>On-campus</u>	203	190	163
	04b	<u>Off-campus (with family).</u>	29	20	12
	04c	<u>Off-campus (not with family).</u>	14	13	5
	04d	Unknown	0	0	1
05	Weighted average for room and board and other expenses by living arrangement (excluding unknown values) See instructions for the formula for this calculation		12,664	12,678	13,163
06	Total cost of attendance This value is calculated using the following formula: [F01+F02+F05]		21,989	22,313	22,958

07	Average amount of grant or scholarship aid awarded to Group 3 students from the following sources: the federal government, state/local government, and the institution	8,009	8,501	8,043
08	Average institutional <u>net price</u> for Group 3 students This value is calculated using the following formula: [F06-F07]	13,980	13,812	14,915
As required by the <i>Higher Education Act, as amended (2008)</i> , these amounts will be posted on the U.S. Department of Education's College Navigator website and used in the U.S. Department of Education's College Affordability and Transparency Lists.				

 The notes below provide context for the data you've reported above and **may** be posted on the College Navigator website. Choose one option that best explains your data or choose "Non-applicable" if you do not wish to provide context notes. If none of the options provided explain your institution's data, then choose "Other" and write your own context notes. Therefore, you should write all context notes using proper grammar (e.g., complete sentences with punctuation) and common language that can be easily understood by students and parents (e.g., spell out acronyms).

Non-applicable

Institution: West Liberty University (237932)

User ID: P2379321

Section 1: Part G

Part G – Net Price Calculation for Group 4

Note:

- The following net price calculation is based on information that your institution reported in the Institutional Characteristics component and the Student Financial Aid component. For more information about the data your institution reported in the Institutional Characteristics component, please contact your institution's IPEDS Keyholder.

Components of cost of attendance			YOUR PRIOR YEAR DATA	YOUR PRIOR YEAR DATA	2020-21
			2018-19	2019-20	
01	Published <u>tuition</u> and <u>required fees</u> (lower of in-district or in-state)		7,680	7,990	8,150
02	<u>Books and supplies</u>		1,645	1,645	1,645
03	<u>Room and board</u> and <u>other expenses</u> by living arrangement				
	03a	<u>On-campus</u>	13,977	13,649	13,870
	03b	<u>Off-campus (with family).</u>	4,006	4,067	4,085
	03c	<u>Off-campus (not with family).</u>	11,561	11,735	11,905
04	Number of Group 4 students by living arrangement				
	04a	<u>On-campus</u>	178	184	148
	04b	<u>Off-campus (with family).</u>	23	18	14
	04c	<u>Off-campus (not with family).</u>	12	14	5
	04d	Unknown	0	0	0
05	Weighted average for room and board and other expenses by living arrangement (excluding unknown values) See instructions for the formula for this calculation		12,764	12,726	12,991
06	Total cost of attendance by income level This value is calculated using the following formula: [G01+G02+G05]		22,089	22,361	22,786

07	Average amount of grant or scholarship aid awarded to Group 4 students from the following sources: the federal government, state/local government, and the institution		8,296	7,450	7,561
	07a	\$0-30,000	10,071	10,035	10,735
	07b	\$30,001-48,000	9,922	7,583	7,958
	07c	\$48,001-75,000	8,315	8,453	7,092
	07d	\$75,001-110,000	6,248	5,170	5,583
	07e	\$110,001 and more	3,259	3,901	4,246
08	Average institutional <u>net price</u> for Group 4 students This value is calculated using the following formula: [G06-G07]				
	08a	\$0-30,000	12,018	12,326	12,051
	08b	\$30,001-48,000	12,167	14,778	14,828
	08c	\$48,001-75,000	13,774	13,908	15,694
	08d	\$75,001-110,000	15,841	17,191	17,203
	08e	\$110,001 and more	18,830	18,460	18,540

As required by the *Higher Education Act, as amended (2008)*, these amounts will be posted on the U.S. Department of Education's College Navigator website.



The notes below provide context for the data you've reported above and **may** be posted on the College Navigator website.

Choose one option that best explains your data or choose "Non-applicable" if you do not wish to provide context notes. If none of the options provided explain your institution's data, then choose "Other" and write your own context notes. Therefore, you should write all context notes using proper grammar (e.g., complete sentences with punctuation) and common language that can be easily understood by students and parents (e.g., spell out acronyms).

Non-applicable



Institution: West Liberty University (237932)

User ID: P2379321

Section 2: Military Servicemembers and Veteran's Benefits - Undergraduate and Graduate

Section 2: Military Servicemembers and Veteran's Benefits

Important Note:

- Report for **Post-9/11 GI Bill Benefits**: July 1, 2020 - June 30, 2021.
- Report for **Department of Defense Tuition Assistance Program**: October 1, 2020 - September 30, 2021

Reporting Reminders:

- Report the total number of student recipients and the total dollar amounts for each program.
- Student recipients can also include eligible dependents.
- Consult with your campus certifying official, who may not be in the student financial aid office.
- For Post-9/11 GI Bill Benefits, do not include the matching institutional aid provided through the Yellow Ribbon Program if your school participated.
- Information reported to IPEDS is only what is known to the institution.
- Enter zero (0) if your institution did not have beneficiaries for that student level or program. Please do not leave a cell blank.

Type of benefit/assistance	Number of students receiving benefits/assistance	Total dollar amount of benefits/assistance disbursed through the institution	Average dollar amount of benefits/assistance disbursed through the institution	YOUR PRIOR YEAR DATA
				Average dollar amount of benefits/assistance disbursed through the institution
<u>Post-9/11 GI Bill Benefits</u>				
Undergraduate students	<div>22</div>	<div>153,790</div>	<div>6,990</div>	7,015
Graduate students	<div>9</div>	<div>61,117</div>	<div><input checked="" type="checkbox"/> 6,791</div>	17,016
Total	31	214,907	6,932	7,469

<u>Department of Defense Tuition Assistance Program</u>				
Undergraduate students	0	0		
Graduate students	0	0		
Total	0	0		

Institution: West Liberty University (237932)

User ID: P2379321

Prepared by

Prepared by

Reporting Reminders:

- The name of the preparer is being collected so that we can follow up with the appropriate person in the event that there are questions concerning the data.
- The Keyholder will be copied on all email correspondence to other preparers.
- The time it took to prepare this component is being collected so that we can continue to improve our estimate of the reporting burden associated with IPEDS.
- Please include in your estimate the time it took for you to review instructions, query and search data sources, complete and review the component, and submit the data through the Data Collection System.
- Thank you for your assistance.

This survey component was prepared by:

- | | | | | | |
|-----------------------|-----------------|----------------------------------|--------------------------|-----------------------|------------|
| <input type="radio"/> | Keyholder | <input checked="" type="radio"/> | SFA Contact | <input type="radio"/> | HR Contact |
| <input type="radio"/> | Finance Contact | <input type="radio"/> | Academic Library Contact | <input type="radio"/> | Other |

Name: Email:

How many staff from your institution only were involved in the data collection and reporting process of this survey component?

 Number of Staff (including yourself)

How many hours did you and others from your institution only spend on each of the steps below when responding to this survey component?

Exclude the hours spent collecting data for state and other reporting purposes.

Staff member	Collecting Data Needed	Revising Data to Match IPEDS Requirements	Entering Data	Revising and Locking Data
Your office	<input type="text" value="2.00"/> hours	<input type="text" value="0.00"/> hours	<input type="text" value="1.00"/> hours	<input type="text" value="0.50"/> hours
Other offices	<input type="text" value="1.00"/> hours	<input type="text" value="0.00"/> hours	<input type="text" value="0.00"/> hours	<input type="text" value="0.00"/> hours

Institution: West Liberty University (237932)

User ID: P2379321

Summary

IPEDS Student Financial Aid (SFA) Survey Summary

IPEDS collects important information regarding your institution. All data reported in IPEDS survey components become available in the IPEDS Data Center and appear as aggregated data in various Department of Education reports. Additionally, some of the reported data appears specifically for your institution through the College Navigator website and is included in your institution's Data Feedback Report (DFR). The purpose of this summary is to provide you an opportunity to view some of the data that, when accepted through the IPEDS quality control process, will appear on the College Navigator website and/or your DFR. College Navigator is updated approximately three months after the data collection period closes and Data Feedback Reports will be available through the [Data Center](#) and sent to your institution's CEO in November 2021.

Please review your data for accuracy. If you have questions about the data displayed below after reviewing the data reported on the survey screens, please contact the IPEDS Help Desk at: 1-877-225-2568 or ipedshelp@rti.org.

Total grant aid awarded to all undergraduate students		\$13,319,917
Number of undergraduate students who were awarded a Pell Grant		702
Percentage of FTFT students who were awarded any financial aid		97%
	Percentage of FTFT students who were awarded grant aid by type	Average amount of grant aid awarded by type
Total	85%	\$5,628
Federal Government	43%	\$5,094
Pell	42%	\$4,514
Other Federal	10%	\$2,831
State/Local Government	34%	\$2,465
Institutional	30%	\$5,829
	Percentage of FTFT students who were awarded and accepted loans by type	Average amount of loans awarded and accepted by type
Total	66%	\$9,699
Federal	64%	\$7,751
Non-federal	12%	\$11,559

Average net price for FTFT students who were awarded grant aid	\$14,915
Average net price for FTFT students who were awarded Title IV federal student aid	
\$0 – 30,000	\$12,051
\$30,001 – 48,000	\$14,828
\$48,001 – 75,000	\$15,694
\$75,001 – 110,000	\$17,203
\$110,001 and more	\$18,540

Military Service members and Veteran's Benefits

	Number of students receiving benefits/assistance	Total dollar amount of benefits/assistance awarded through the institution
Post-9/11 GI Bill Benefits		
Undergraduate students	22	\$153,790
Graduate students	9	\$61,117
Total	31	\$214,907
Department of Defense Tuition Assistance Program		
Undergraduate students	0	N/A
Graduate students	0	N/A
Total	0	N/A

Institution: West Liberty University (237932)

User ID: P2379321

Edit Report

Student Financial Aid

Source	Description	Severity	Resolved	Options
Screen: Part A - Establish your groups				
Screen Entry	The number entered is outside the expected range of between 392 and 432 based on data reported by your institution in the prior year Fall Enrollment survey. Please correct your data or explain. (Error #7189)	Explanation	Yes	
Reason	Our incoming, first time freshmen enrollment was down 8% due to COVID.			
Screen: Part C, Page 2 - Enter Information about Group 2				
Screen Entry	The average amount of this type of aid awarded to Group 2 students is outside the expected range of between 4,021 and 5,385 when compared with the prior year value. Please check the number of students and the total amount of aid awarded to these students, and correct or explain the discrepant values. (Error #7147)	Explanation	Yes	
Reason	Our Tuition increased which in turn increases our institutional aid.			
Screen Entry	The average amount of this type of aid awarded to Group 2 students is outside the expected range of between 864 and 2,228 when compared with the prior year value. Please check the number of students and the total amount of aid awarded to these students, and correct or explain the discrepant values. (Error #7147)	Explanation	Yes	
Reason	Pell Grant was increased for 20-21			
Screen Entry	The average amount of this type of aid awarded to Group 2 students is outside the expected range of between 1,003 and 2,367 when compared with the prior year value. Please check the number of students and the total amount of aid awarded to these students, and correct or explain the discrepant values. (Error #7147)	Explanation	Yes	
Reason	State Aid award amounts were increased for 20-21.			

Screen Entry	The average amount of this type of aid awarded to Group 2 students is outside the expected range of between 11,911 and 13,275 when compared with the prior year value. Please check the number of students and the total amount of aid awarded to these students, and correct or explain the discrepant values. (Error #7147)	Explanation	Yes	
Reason	Students are taking less in loans due to increased state and federal aid available.			
Screen Entry	The average amount of this type of aid awarded to Group 2 students is outside the expected range of between 9,905 and 11,269 when compared with the prior year value. Please check the number of students and the total amount of aid awarded to these students, and correct or explain the discrepant values. (Error #7147)	Explanation	Yes	
Reason	Students are taking less in loans due to increased state and federal aid available.			
Screen: Part D - Enter Information about Group 3				
Screen Entry	The number entered is outside the expected range of between 21 and 37 when compared with the prior year value. Please correct your data or explain. (Error #7169) This edit and explanation were retained from the prior year (for reference) and do not need to be re-explained in the current year edit report.	Explanation	Yes	
Reason	This is only outside the range by 1 student.			
Screen: Part E - Enter Information about Group 4				
Screen Entry	The calculated average amount of grant or scholarship aid awarded to Group 4 students from the federal government, state/local government, or the institution for this income level is smaller than expected in comparison with the other income levels. Please check the values reported for the number of these students who were awarded any Title IV aid (Col. 1) and the total amount of grant or scholarship aid awarded to them (Col. 3) and correct your data or explain the discrepancy. (Error #7317) This edit and explanation were retained from the prior year (for reference) and do not need to be re-explained in the current year edit report.	Explanation	Yes	
Reason	We have less students falling into this income level and this group of students.			
Screen: Military Servicemembers and Veteran's Benefits				
Screen Entry	This value is out of range compared to the prior year amount. Please correct your data or explain. (Error #7265)	Explanation	Yes	